



February Hospitality

Snacks

Terri Thomas

Lisa Garms

Joanne Sheahan

Michelle Sweetser

Chris Day

Mary Hartwig

Diane Reichel

Ardene Brown

Margie Idzikowski

Shirley Dentinger

Ice

Lynne Thomas


Soda (two 2 liter Bottles each)

Kathy Mael

Julie Cozak

Water

Lynne Thomas



From the President

Our Own Small World

I am often reminded that it is a small world indeed. My husband tells me that wherever we go, I know someone. It seems that way -- it's almost spooky sometimes. I have found that as I get to know women in West Suburban Quilters' Guild, the connections are uncanny. We really are a small community -- under 100 women, but as I have become acquainted with more of you, I have found there are women who attended my grade school and high school in Milwaukee, worked with my siblings, taught my cousins, know my kids or their kids know my kids, share my educational background and previous professional experience, and have other special connections too numerous (and perhaps too esoteric) to mention. We share experiences and are able to support each other through tough times and through exciting celebratory times. (Please be sure to keep informing our Sunshine Chair, Bonnie Camp, when we need to reach out to someone.)

The key is becoming acquainted. I have tried this year to get to know new members and some long time members that I did not have the opportunity to know very well, and have learned that I have things in common with people I never would have known had I not had that extra conversation, asked one more question while standing in the refreshment line, or paid attention to a show & tell story. It really has not taken more time -- just a little more awareness, and the payoff is great. I have been enriched with new friends and a greater network of people I can go to for information and resources. And that's one of the benefits of coming together in a group like ours.

February seems to be one of those months when many things are commemorated. It is Black History Month and Chocolate Month. It is also Wild Bird Feeding Month, Low Vision Awareness Month, Cat Health Month (why do so many quilters have cats?) and Embroidery Month. Oh, and in honor of Valentine's Day, it's Friendship Month. I am sure many of you will let me know if I have missed any. There are many extra reasons this month to think about getting acquainted, reaching out, and making your world a little smaller. You'll be glad -- I promise.

And speaking of reasons to reach out -- please volunteer for the quilt show on March 16th & 17th. Many of you have done so, but we still have a huge number of slots to fill. It will be a fun two days, with fabulous quilts to see and great vendors, as well as boutique, demos, bed turning, appraisals and more! I plan to be there the whole time.

Thanks so much to each of you who works behind the scenes to make WSQG and all we do a success! And happy, happy Valentine's Day. May you have much love in your small world every day.

Karen

February Sunshine

I just came back from my RSVP sessions with Freshmen at West High School and learned that Feb. 2nd was a special day in European culture many centuries ago and that is why it is chosen to be Groundhog Day. It was Candlemas Day for the church. Superstition in Germany said that if any animal came out of hibernation and saw its shadow that day, Spring would soon follow. Guess Groundhog Day has taken second place in relation to all of the myths and stories about St. Valentine's Day.

There are several members with February birthdays. Let's celebrate with them!

1 st	Lynn Thomas
3 rd	Darlene Savatski
4 th	Lisa Garms
9 th	Sally Ringenoldus
10 th	Suzy Garrison
19 th	Joanne Sheahan

(Continued on page 3)

The WSQG Newsletter is published monthly, September through May. Your input is welcome. The deadline for submission is the 28th of the month, prior to publication.

Contact either member below:

Lisa Garms at 262-896-1872 ljgarms@gmail.com

Joanne Sheahan 414-254-2013
Joannesheahan04@gmail.com



WSQG meets on the second Wednesday of each month at **Brookfield Christian Reformed Church**, 14135 Burleigh Road (Burleigh and Lilly) in Brookfield. Meetings start at 7:00 p.m. unless otherwise indicated.

West Suburban Quilter's Guild

2011-2012

Board of Directors

Officers

<i>President</i>	Karen Hendrickson
<i>Vice President</i>	Cheri Allen
<i>Secretary</i>	Jeanne Kozlovsky
<i>Treasurer</i>	Judy Dannenbrink

Committee Chairs

<i>Programs</i>	Mary Jo Busch Wendy Rieves Johanna Fritz Jean Roesler
<i>BOM</i>	Caren Zimmerman
<i>Hospitality</i>	Mary Bruemmer Margie Idzikowski Shirley Dentinger Carol Koback
<i>Newsletter</i>	Lisa Garms Joanne Sheahan
<i>Photographer</i>	Marianne Kayne
<i>Pattern Library</i>	Mary Markert Lynda Soderstrom
<i>Door Prizes</i>	Marlene Lansford Ardene Brown
<i>Sunshine</i>	Bonnie Camp
<i>Show & Tell</i>	Mary Hartwig Laurie Johnson
<i>Telephone</i>	Catherine Faroah Nancy Gorzak
<i>Directory</i>	Lisa Garms
<i>Charity Quilts</i>	Patti Martin
<i>Nominating</i>	Gloria Volland
<i>Web Page</i>	Michelle Sweetser

Guild Information

Program Committee

Perhaps the mild winter has created an opening in your calendar. Can't ski? Join us for **Rust Dyeing Class on Saturday, February 18, 2012 with Lois Jarvis** There are still spaces in this really fun workshop. All fabric and supplies are included, and this is a great opportunity to try something new without having to purchase your own supplies. As of Feb. 1, for the , Only 5 members are registered for the class. If you would like to take the class, please contact Johanna Fritz at 414-217-3986 or wis-fritz4@yahoo.com as soon as possible.

Students will learn how to create interesting patterns on natural and man made fibers using naturally occurring iron oxide. Lois will share with her students the techniques she uses to create her Rust-*Tex* line of fabrics. The cost of the class is \$45.00 for members, \$55.00 for non-members. Includes rust dyeing kit. **Please make checks payable to the West Suburban Quilters' Guild and give to Johanna Fritz at the meeting or mail to her at: N90W16722 Pershing Ave; Menomonee Falls, WI 53051.**

There are no classes in March or April due to the quilt show. The last class of the year is: **Sun and Moons with Jane Sassaman on Sat. May 12, 2012 -9am-4pm.**

"Sun and Moons" is a machine appliqué workshop based on the circle motif. Using Jane's appliqué techniques and experimenting with our decorative stitches, we will begin by making a series of colorful fabric discs which will then be arranged into a dramatic and contemporary composition.

The cost of the class is \$35.00 for members, \$45.00 for non-members. Please make checks payable to the West Suburban Quilters' Guild and Mail to Johanna Fritz at the address above. A supply list is available at www.wsqg.net.

Of interest:

If you were unable to attend our Frieda Anderson workshop in October, Candy Glendening, a textile artist who has appeared on Quilting Arts TV, is offering a self-paced online course is designed to teach you how to use Procion MX Fiber Reactive Dyes on cotton.

Specifically, you will learn how to create the "Candiotic Table of Elemental Color" using just over 2 yards of fabric for the swatches and small amounts of 6 different primary hues of dye. After creating this awesome reference palette, you will learn how to use this 66-step gradation of color mixing to dye larger pieces of your favorite hues, create color wheels, then shades, tints, and tones of these hues. This online course is scheduled to begin in early February. You will have access to the course for as long as you need and you will have PDF's to print off for your reference. The link below explains the basics of the course and includes a sample teaching video from Quilting Arts Magazine.

<http://www.candiedfabrics.com/upcoming-events/online-classes/>


20 th	Cindy Vick
23 rd	Johanna Fritz
24 th	Marlene Lansford

I come from the generation that had Lincoln's Birthday (12th) and Washington's Birthday (22nd) off from school. That was a big deal in my hometown since we often got lots of lake effect snow in January and February every year. Two days off was so special and often meant that we went sledding or ice skating. My mom and her sister had February birthdays, too, so it felt as if there was a celebration every week of the month. It made the month special for kids. Of course, this was before snowblowers were invented, so my dad couldn't wait for Spring to get going.


Cards have been sent to members this month. Thank you for keeping me informed.

Bonnie Camp


The Library News Corner:



Sylvia's Bridal Sampler from Elm Creek Quilts by Jennifer Chiaverini---Celebrate the enduring bonds of friendship and create your own authentic version of the "secret" bridal sampler from The Master Quilter. Get together with other quilters to mix, match, and share 140 traditional blocks. Enjoy the gallery of sampler quilts made by other Elm Creek quilters. Includes complete instructions and full-sized patterns for every block from the sampler.



Quilts from Textured Solids by Kim Schaefer---20 rich projects to piece and applique. Go bold with modern tones. Simple shapes and easy construction yield sophisticated quilts for every room in the house. Textured solid fabrics add depth and interest to each fresh design. Quilt projects are perfect for embellishing with buttons. Hone your color matching skills by working with tone-on-tone and solid fabrics.



Fabric to Dye For by Frieda Anderson---Create 72 hand-dyed colors for your stash. 5 fused quilt projects. Create a rainbow of color from just 4 basic dyes. Step-by-step instructions for everything from preparing your work area to mixing the dyes to washing and drying your hand-dyed fabrics. 4 easy-to-follow charts for dyes, colors, and gradations. Dye formulas use standard measurements like cups and spoonfuls instead of grams and ounces.

WSQG Meeting Minutes January 11, 2012

President Karen Hendrickson opened the meeting at 7pm and expressed sympathy to those members who were close to Eva Moe. The guild was represented at her funeral service by members who knew her well.

Karen reminded members that there are only two more meetings before our Quilt Show. She expressed her hope that all are excited about our main event and busily, but serenely, finishing projects. The challenge proves to be very interesting. If you have any questions, contact Wendy Rieves.

Details of the upcoming workshop were shared. On Saturday, February 18th *Rust-Tex Techniques for Dyeing with Rust with Lois Jarvis* will occur and there are openings for this workshop. The January workshop was well attended and those in attendance expressed their satisfaction with what was taught. President

Karen encouraged members to sign up for these workshops and reminded all that our dues help pay for the instructor but a minimum number of participants are needed.

Show and Tell again highlighted the meeting with a variety of quilt projects shared by members. Photos of past Show and Tell presentations can be viewed on the guild website which is -- <http://www.wsqg.net>. At this meeting members shared quilts using the Twister template, vintage quilts, Dresden plate quilt, a first project with a long arm, wedding ring, a civil war theme quilt, spring jelly roll project, a little boy quilt, a folk art quilt.... to name a few!

The program of the evening began at 7:15pm – *Blocking Your Quilts* presented by quilter, teacher and author Linda Halpin. A highlight of her program was the advice, “**quilting makes the quilt.**” Linda explained and showed how blocking makes a quilt hang straight. Blocking is one of those things seldom

discussed, but is the one thing that can make a world of difference in your final quilt. She spoke about properly blocking your quilt with either a wet or dry method to achieve an expert finish to your quilt.

An announcement was made that the Common Threads Quilt Guild will have a program by Susan Cleveland at their February 22 meeting on Prairie Points. Door prizes were awarded to four members who were present and were wearing a personal name tag.

Quilt Show committee chairpersons gave reports. Quilt show Boutique committee spokesperson Patti Martin explained that more items are needed for the Gift Boutique. Numerous items are suggested that can be for the household or personal use such as kitchen/bathroom hand towels, pot holders, pillowcases, purses, totes, pin cushions, placemats, runners, table clothes, etc, etc. The important point was to remind all members that this is a money making

(Continued on page 5)

Requested Recipes from Meeting Refreshments

Caramel Pops from Laurie Johnson

8 oz. Corn Pops (Barrel O' Fun is one brand, but there are several different brands that can be used. Find them in the potato chip aisle. They're shaped like puffed up popcorn)

1/2 lb. butter

1/2 c. light corn syrup

1 c. brown sugar

1 t. baking soda

Place Corn Pops into a large roasting pan (large turkey size). Mix butter, corn syrup, and brown sugar in 2 qt. saucepan. Bring to boil and boil for 2 minutes. Remove from heat. Add 1 tsp baking soda to cause foaming. Pour caramel slurry over Corn Pops and stir until pops are coated. Place in 250 degree oven for 45 minutes, stirring every 10 minutes. Remove from oven and pour onto waxed paper to cool. Store in airtight container.

Lemon Pound Cake from Kathy Palmer

1 loaf, serves 8

2 cups unbleached all-purpose flour

1/2 teaspoon baking soda

1 teaspoon baking powder

1/4 teaspoon kosher salt

10 tablespoons (1 1/4 sticks) unsalted butter, softened

1 cup granulated sugar

2 large eggs

1 1/2 teaspoons vanilla extract

2/3 cup buttermilk or 3/3 cup whole milk mixed with 1 teaspoon lemon juice

Lemon syrup:

1/3 cup granulated sugar

1/4 cup freshly squeezed lemon juice

Preheat oven to 350 degrees F. grease the bottom and sides of an 8 1/2 by 4 1/2 inch loaf pan with nonstick cooking spray or butter.

In medium bowl, whisk flour with the baking soda and baking powder. Add salt and set aside.

In a separate bowl, beat the butter and sugar until smooth. Add eggs one at a time, mixing on medium speed until well combined before adding second egg. Stir vanilla extract into the buttermilk. With mixer on low speed, add half the flour mixture to the butter mixture and mix until just combined. Add half the buttermilk, again mixing well. Add the remaining flour, then buttermilk, mixing well after each addition.

Scrape batter into prepared pan and spread evenly. Bake until bamboo skewer or toothpick inserted in the middle comes out clean, about 40 -60 minutes depending on oven.

To make the lemon syrup, stir sugar and lemon juice together in a small saucepan. Cook over medium-high heat until the sugar is dissolved and turn off the heat. Don't let it boil. Set aside until cake has finished baking.

Right after you remove the cake from the oven, run a small knife around the cake to loosen it from the pan and invert it onto a piece of parchment or aluminum foil on the counter. Poke a dozen or so holes in the bottom of the cake with a bamboo skewer. Then, with a pastry brush, brush half of the lemon syrup onto the cake (if the syrup is too thick to spread. Warm it up over low heat). Turn the cake over, poke some more holes in the top of the cake, and brush on the remaining syrup. Let the cake cool to room temp before slicing.

*The cake brought to guild was frosted with a powdered sugar glaze flavored with lemon extract. (1 cup of powdered sugar, 1/2 teaspoon pure lemon extract, add milk to reach desired consistency)

(Continued from page 4) Minutes

effort by the guild and to be successful all members need to donate something or things. Cindy Vick reminded the group that raffle ticket proceeds and stubs need to be turned in at the February meeting. Mary Clare Schuller explained that quilt entries need to be registered with the form the committee created which is available on the guild website <http://www.wsqg.net>. Registration is open from February 1 – 26. If you cannot register online, contact Mary Clare.

Mary Clare explained that registered show quilts **MUST BE BROUGHT TO MOUNT MARY COLLEGE ON MARCH 15TH BETWEEN 7:30 - 10:30 AM**. It is necessary to put your quilt for the show in a clear plastic

bag which will be provided at the February meeting with your registration tag on the bag. Volunteers are needed for various jobs involved with this show. Sign up is at the table outside the main room.

Antique quilts that will be shown at the Bed Turning demonstration are desired and Mary Clare can also be contacted about that program.

Judy Dannenbrink provided the treasurers report which indicates a balance of \$3725 which is normal for this period before the quilt show.

Meeting was adjourned by Karen Hendrickson at 8:55pm.

Respectfully submitted, Jeanne Kozlovsky, Secretary

Quilt Show News

2012 Quilt Show Update for February

The quilt show is fast approaching and we want to thank all of you who have been working so diligently to make our show a success.

Thanks to Michelle, all the information you need is on our web site. There you will find a link to register your challenge quilt and more. Please go to <http://wsqg.net/show.html>

A few friendly reminders!

A special "Thank You!" to all of you who signed up for the 60+ positions that were filled at our meeting in January. We still have many more opportunities for you to get involved in the show, please sign up to work set up and take down or if you don't want to do the more physical work, please work as a white glove volunteer. If you're unable to be on your feet for extended periods, you can sign up for a shift at the admissions desk, the boutique or the demos table.

We also need people to bring in their items for boutique, and if you don't know what to make, Patty Martin or Gloria Volland have ideas to share. Stephanie Strand is the demos chair and Mary Jo also has ideas for the demos table- so you can give a demo, but we will assist you with creating your demo project.

Who's going to be the lucky person to take home our beautiful raffle quilt? Please remember to turn in the ticket stubs and cash no later than the March meeting on Wednesday, March 14th.

Tickets for the Friday Night program will be on sale for \$5 beginning February 8th.

Last but not least, a friendly reminder to our committee members to join us for our planning meeting before the general membership meeting on Wednesday, February 8th at 6pm.

We are looking forward to seeing you on the 8th.

Renee & Maryjo

WHY APPRAISALS?

Many quiltmakers and collectors ask, "Why should I have my quilts appraised?" It is an important question to consider and is answered with the following.

- > To establish a replacement value for insurance purposes before a loss such as fire, flood, damage or disappearance occurs.
- > To meet your insurance company's requirements for a "Fine Arts Floater."
- > To be assured that your quilt has adequate insurance coverage while at a textile competition or exhibit.
- > To provide a written record for your family.
- > To determine fair market value for sale of quilt.
- > To determine value for donation, gift or estate purposes (as required by the IRS).

Pick up your registration forms at guild for your appraisal. Fill them out and return to **Anne Nee**. I'll call you to schedule your appointed time. If you have a preference on days, morning or afternoons please note on the form.

Anne Nee

CALLING ALL VINTAGE QUILTS TO ATTEND THE QUILT SHOW

MARCH 16 – 17, 2012 !!

WE WOULD LIKE TO HAVE 30 QUILTS FOR THE BED TURNING. PLEASE LOOK IN YOUR HOME FOR QUILTS TO LOAN FOR THE SHOW. THIS IS ALWAYS AN INTERESTING AND INFORMATIVE COMPONENT OF THE SHOW FOR ALL WHO ATTEND . . . TO LEARN ABOUT QUILTS, FAMILIES, AND THE ROLE OF QUILTS IN ART AND HISTORY. THANK YOU FOR YOUR INTEREST AND WILLINGNESS TO HELP IN THIS ENDEAVOR. FORMS WILL BE AVAILABLE TO PROVIDE INFORMATION ABOUT THE QUILT AT THE FEBRUARY MEETING OR USE THE FORM IN THE NEWSLETTER. PLEASE INCLUDE A PHOTO (HARD COPY) WITH YOUR INFORMATION FORM. **DUE DATE: FEBRUARY 8, 2012.**

See Anne Nee or Ardene Brown if you have questions.



Raffle Ticket Sales:

RAFFLE TICKETS - Sold those raffle tickets? Please turn in the stubs and money to Cindy Vick at the February meeting. All stubs and money are due no later than the March meeting. We need all extra tickets back to sell at the show. Remember there is a gift card awaiting you if you sold the winning ticket.....but if the stubs and money are not turned in by the March meeting (prior to the quilt show), you are not eligible for the prize...so please hand in those stubs and have a chance of winning that gift card. Thanks. Cindy

ing people what to do? ;)

Either way we could use your help at the demonstration table at the quilt show. Each demonstration only need last 15 minutes and there are still choice slots available. This is a great way to volunteer at the show for those who are pressed for time or can't stand on their feet for long periods.

Contact Stephanie Strand at 262-994-6009 or strand3of8@hotmail.com.

ATTENTION
Quilt Show Volunteers



It's time to dust off your berets.....

We are asking volunteers to once again wear black pants (or skirt), a white top with a colorful scarf and your black beret. Before our last quilt show, there was a bit of grumbling about the berets. However, we soon discovered we

all looked so darn cute wearing them!

So, if you are a new member and do not own a black beret orif you have given your beret an Eleanor Burns over-the-shoulder fling, hurry over to Walmart to purchase one. This is a fun and easy way to identify our West Suburban members.

Great News!

At our January meeting we filled 60 volunteer slots. Thank You Ladies!!

We still have more then 70 volunteer opportunities to fill. Please check your calendar and sign-up at the February meeting. If you will not be at the February meeting, please call Margie @ 414-321-2039 to find the perfect time and place for your volunteer shift. The best time to reach me is 4:00-8:30 p.m. week days or daytime on weekends.

I'm hoping those who were not able to sign up last month, will do so in February. And, I'm also hoping those wonderful ladies who did, will be able to check their calendars and squeeze in another shift or two.



Call for volunteers

Do you like showing off your talents? Or perhaps you just like tell-

QUILT HISTORY FORM

QUILT LOANED BY: _____

QUILT OWNER (if different from above) _____

MADE BY: _____

SIZE: _____

DATE MADE (if known): _____

PATTERN NAME: _____

WAS THE QUILT A GIFT/ PURCHASED/ RESCUED? _____

ANY ADDITIONAL INTERESTING FACTS: _____



West Suburban Quilter's Guild
c/o Lisa Garms
1244 Buena Vista Ave
Waukesha, WI 53188
Email: ljgarms@gmail.com



West Suburban Quilter's Guild

February 8, 2012 - 7 p.m.



Rust Dying

with **Lois Jarvis**

Christian Reformed Church
14135 Burleigh Road (Burleigh and Lilly)
Brookfield